REVISIONS				
LTR	ZONE	DESCRIPTION	APPROVED	DATE

NOTES: UNLESS OTHERWISE SPECIFIED

1. ASSEMBLE PER QUINTON WORKMANSHIP STANDARDS MANUAL, WIRING DIAGRAM AND THIS DRAWING.
2. WRAP GRN/YEL WIRE OF POWER CORD (ITEM 12 OR 13) THROUGH FERRITE (ITEM 17) TWO TURNS AND SECURE WITH CABLE TIE (ITEM 34) AS SHOWN.
3. ORIENT ANCHOR (ITEM 33) AS SHOWN. SECURE WIRES AND HARNESS ASSEMBLES TO ANCHOR APPROXIMATELY AS INDICATED AND SECURE WITH CABLE TIE (ITEM 34) AS SHOWN.
4. ORIENT ANCHOR (ITEM 33) AS SHOWN.
5. TAG WITH PART NUMBER AND REVISION LETTER TO WHICH MANUFACTURED.

PRODUCTION

-006	-005	-004	-003	-002	-001	ITEM NUMBER	PART NUMBER	DESCRIPTION	MATERIAL SPECIFICATION	REFERENCE DESIGNATION
3	4	4	3	4	4	34	001899-001	TIE, CABLE	.10 X 4.00L	
4	4	4	4	4	4	33	010561-001	ANCHOR, TIE	#8 MTG	
2	-	-	2	-	-	32	017439-051	SCREW, PN HD, PH, METRIC	M3 X 16	
2	2	2	2	2	2	31	017439-047	SCREW, PN HD, PH, METRIC	M3 X 5	
2	-	-	2	-	-	30	035908-002	NUT, HEX, ZINC PLATED, METRIC	M3	
4	2	2	4	2	2	29	035918-002	WASHER, EXTR STAR, ZINC, METRIC	M3	
2	-	-	2	-	-	28	035920-003	WASHER, FLAT, ZINC, METRIC	M3	
4	4	4	4	4	4	27	035913-004	WASHER, LOCK, ZINC, METRIC	M4	
4	4	4	4	4	4	26	035920-004	WASHER, FLAT, ZINC, METRIC	M4	
4	4	4	4	4	4	25	017439-066	SCREW, PN HD, PH, METRIC	M4 X 20	
8	8	8	8	8	8	24	035918-003	WASHER, EXTR STAR, ZINC, METRIC	M4	
8	8	8	8	8	8	23	035908-003	NUT, HEX, ZINC PLATED, METRIC	M4	
5	5	5	5	5	5	22	012029-006	WASHER, LOCK, INTERNAL STAR	#8	
1	-	-	1	-	-	21	036017-001	HARNESS ASSY, POWER INPUT		W1-W3
-006	-005	-004	-003	-002	-001	ITEM NUMBER	PART NUMBER	DESCRIPTION	MATERIAL SPECIFICATION	REFERENCE DESIGNATION
QTY PER ASSY										

-006	-005	-004	-003	-002	-001	ITEM NUMBER	PART NUMBER	DESCRIPTION	MATERIAL SPECIFICATION	REFERENCE DESIGNATION
1	1	1	1	1	1	20	035987-001	HARNESS ASSY, SHORTING PLUG		W1
1	1	1	1	1	1	19	036018-001	HARNESS ASSY, EMI FILTER GND		W1
1	1	1	1	1	1	18	035981-001	HARNESS ASSY, CIRCUIT BREAKER		W1-W4
-	1	1	-	1	1	17	031834-003	SUPPRESSOR, FERRITE BEAD		
-	1	1	-	1	1	16	001227-011	STRAIN RELIEF	CABLE	
1	-	-	1	-	-	15	031453-011	CONNECTOR LOCK		
1	-	-	1	-	-	14	031453-001	CONNECTOR, POWER INLET	16A IEC320	
-	1	-	-	1	-	13	030610-005	CORD, POWER	15A, 230V	
-	-	1	-	-	1	12	030610-004	CORD, POWER	20A, 115V	
1	1	-	-	-	-	11	035782-002	PCBA, T/M VOLTAGE CONFIGURATION	230V, 15%	
-	-	-	1	1	-	10	035782-001	PCBA, T/M VOLTAGE CONFIGURATION	230V, 12%	
-	-	1	-	-	-	9	035774-002	PCBA, T/M VOLTAGE CONFIGURATION	120V, 15%	
-	-	-	-	-	1	8	035774-001	PCBA, T/M VOLTAGE CONFIGURATION	120V, 12%	
1	1	1	1	1	1	7	036034-001	XFORMER ASSY, INSTITUTIONAL T/M	43VA, 115/230V, 50/60Hz, VDE	
1	1	-	1	1	-	6	031396-022	CIRCUIT BREAKER, 2 POLE	10A	
-	-	1	-	-	1	5	031396-023	CIRCUIT BREAKER, 2 POLE	20A	
1	-	-	1	-	-	4	032533-002	RFI NOISE FILTER	16A, 50/60Hz	
-	1	1	-	1	1	3	032533-001	RFI NOISE FILTER	20A, 50/60Hz	
1	-	-	1	-	-	2	035961-002	PLATE CONFIGURATION	510/612 INTERNATIONAL	
-	1	1	-	1	1	1	035961-001	PLATE CONFIGURATION	510/612 US	
						-	-006	PLATE ASSY, CONFIGURATION		
						-	-005	PLATE ASSY, CONFIGURATION		
						-	-004	PLATE ASSY, CONFIGURATION		
						-	-003	PLATE ASSY, CONFIGURATION		
						-	-002	PLATE ASSY, CONFIGURATION		
						-	-001	PLATE ASSY, CONFIGURATION		
-006	-005	-004	-003	-002	-001	ITEM NUMBER	PART NUMBER	DESCRIPTION	MATERIAL SPECIFICATION	REFERENCE DESIGNATION
QTY PER ASSY							DO NOT SCALE DRAWING		PARTS LIST	

-006 -005 -004	035602	000456
-003 -002 -001		000448
PART NO.	NEXT ASSY NO.	END ITEM NO.
APPLICATION		

UNLESS OTHERWISE SPECIFIED
ALL DIMENSIONS ARE IN INCHES
DIMENSIONS AND TOLERANCES PER ANSI Y14.5M-1982

TOL		
.XX	+	---
.XXX	+	---
ANGLE	+	---

NOTE: QUINTON CONFIDENTIAL — THIS SHEET CONTAINS

CONFIDENTIAL, PROPRIETARY INFORMATION OF QUINTON INSTR. CO. ANY PERSON ACCEPTING THIS SHEET AND/OR INFORMATION AGREES TO MAKE NO DISCLOSURE, USE OR DUPLICATION THEREOF EXCEPT AS AUTHORIZED IN WRITING BY QUINTON INSTR. CO. AND TO RETURN THIS SHEET ON REQUEST.
© 1999 QUINTON INSTRUMENT CO. ALL RIGHTS RESERVED.

CLASS CODE:	VALUE CODE:	DIST. CODE:
PLAA	TREDML	-

DRAWN:	NAME	DATE
ENGR:	NAME-ENGR	DATE-ENGR
MFG ENGR:	NAME-MFG	DATE-MFG
QUAL ENGR:	NAME-QUAL	DATE-QUAL
COMPL ENGR:	-----	---
REG. AFFAIRS:	-----	---
OTHER-BOX	NAME-OTHER	DATE-OTHER

Quinton instrument co.
3303 MONTE VILLA PARKWAY
BOTHELL, WASHINGTON 98021-8906
425/402-2000

TITLE
TITLE1
PLATE ASSY, CONFIGURATION

SIZE	MODEL	DWG NO.	REV
D	TREDML	035960	-
SCALE 1/1	SOURCE AUTOCAD	SHEET 1 OF 4	

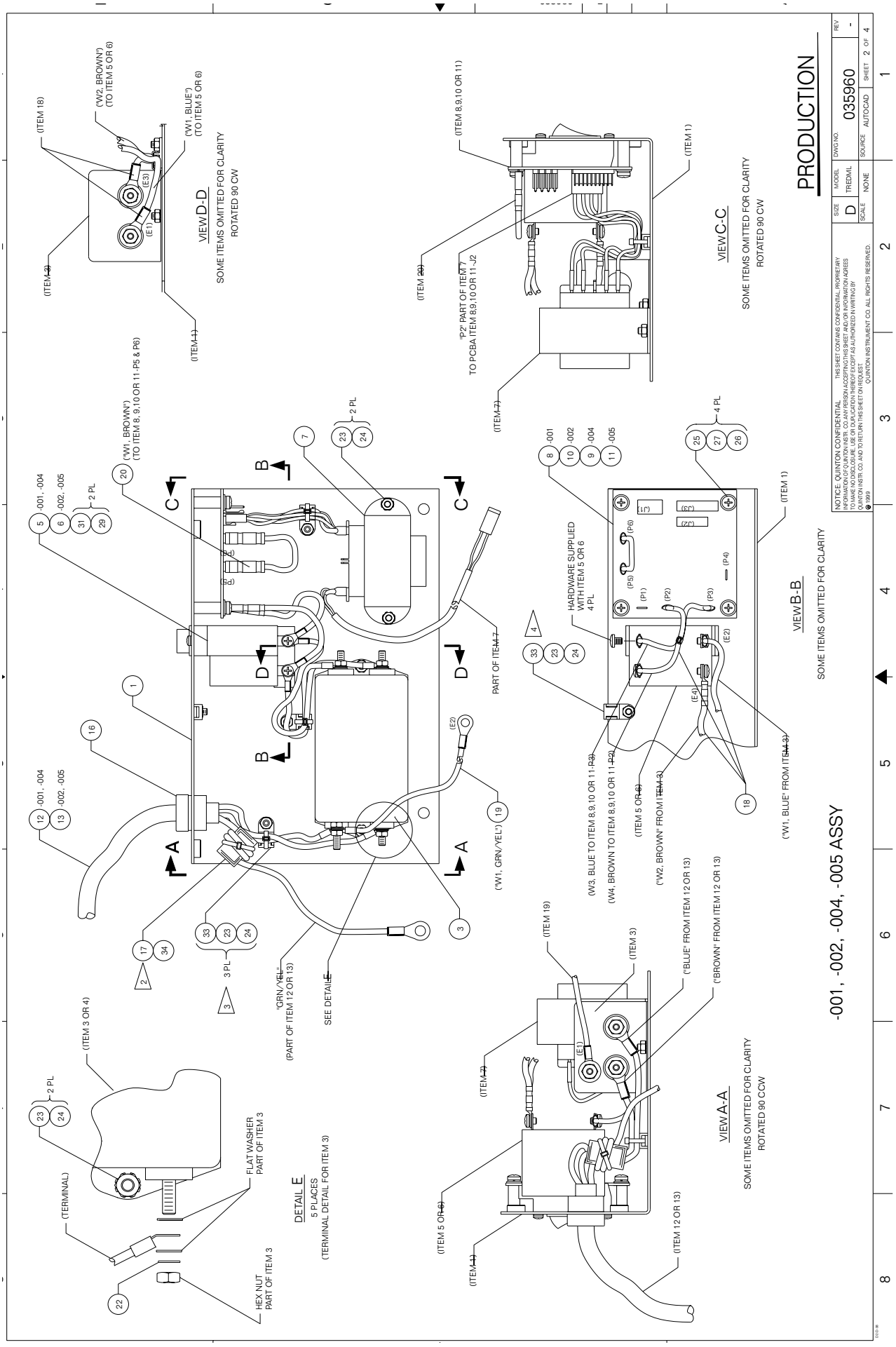
PRODUCTION
SIZE D
MODEL TREDMIL
DWG NO. 035960
REV -
SCALE NONE
SOURCE AUTOCAD
SHEET 2 OF 4
NOTICE: QUINTON CONFIDENTIAL
THIS SHEET CONTAINS CONFIDENTIAL PROPRIETARY INFORMATION OF QUINTON INSTR. CO. ANY PERSON ACCEPTING THIS SHEET AND/OR INFORMATION AGREES TO MAKE NO DISCLOSURE, USE OR DUPLICATION THEREOF EXCEPT AS AUTHORIZED IN WRITING BY QUINTON INSTR. CO. AND TO RETURN THIS SHEET ON REQUEST.
© 1999 QUINTON INSTRUMENT CO. ALL RIGHTS RESERVED.
VIEW D-D
SOME ITEMS OMITTED FOR CLARITY
ROTATED 90 CW
VIEW C-C
SOME ITEMS OMITTED FOR CLARITY
ROTATED 90 CW
VIEW B-B
SOME ITEMS OMITTED FOR CLARITY
VIEW A-A
SOME ITEMS OMITTED FOR CLARITY
ROTATED 90 CCW
DETAIL E
5 PLACES
(TERMINAL DETAIL FOR ITEM 3)
HEX NUT
PART OF ITEM 3
FLAT WASHER
PART OF ITEM 3
(TERMINAL)
(ITEM 3 OR 4)
2 PL
3 PL
4 PL
"GRN/YEL"
(PART OF ITEM 12 OR 13)
SEE DETAIL E
("W1, GRN/YEL")
("W1, BLUE" FROM ITEM 3)
("W2, BROWN" FROM ITEM 3)
("W3, BLUE TO ITEM 8,9,10 OR 11-P3)
("W4, BROWN TO ITEM 8,9,10 OR 11-P2)
("W1, BROWN")
(TO ITEM 8, 9,10 OR 11-P5 & P6)
("W2, BROWN")
(TO ITEM 5 OR 6)
("W1, BLUE")
(TO ITEM 5 OR 6)
"P2" PART OF ITEM 7
TO PCBA ITEM 8,9,10 OR 11-J2
HARDWARE SUPPLIED
WITH ITEM 5 OR 6
4 PL
PART OF ITEM 7
-001, -002, -004, -005 ASSY

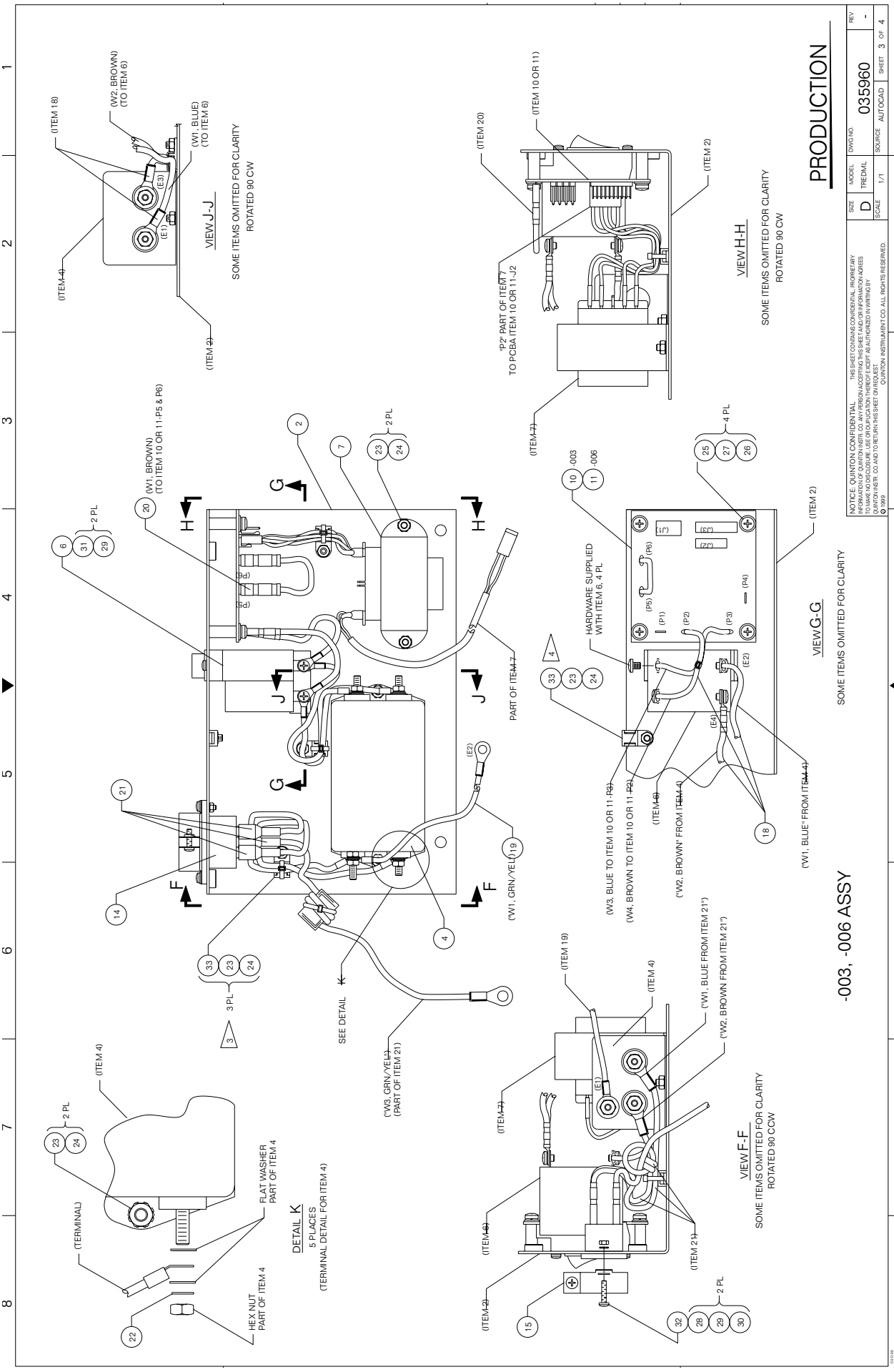
PRODUCTION
-003, -006 ASSY
VIEW J-J
SOME ITEMS OMITTED FOR CLARITY
ROTATED 90 CW
VIEW H-H
SOME ITEMS OMITTED FOR CLARITY
ROTATED 90 CW
VIEW G-G
SOME ITEMS OMITTED FOR CLARITY
VIEW F-F
SOME ITEMS OMITTED FOR CLARITY
ROTATED 90 CCW
DETAIL K
5 PLACES
(TERMINAL DETAIL FOR ITEM 4)
SEE DETAIL K
HARDWARE SUPPLIED
WITH ITEM 6, 4 PL
PART OF ITEM 7
"P2" PART OF ITEM 7
TO PCBA ITEM 10 OR 11-J2
(W1, BROWN)
(TO ITEM 10 OR 11-P5 & P6)
(W2, BROWN)
(TO ITEM 6)
(W1, BLUE)
(TO ITEM 6)
(W3, GRN/YEL)
(PART OF ITEM 21)
(W1, GRN/YEL)
(W3, BLUE TO ITEM 10 OR 11-P3)
(W4, BROWN TO ITEM 10 OR 11-P2)
("W2, BROWN" FROM ITEM 4)
("W1, BLUE" FROM ITEM 4)
("W1, BLUE" FROM ITEM 21)
("W2, BROWN FROM ITEM 21")
FLAT WASHER
PART OF ITEM 4
HEX NUT
PART OF ITEM 4
(TERMINAL)
NOTICE: QUINTON CONFIDENTIAL
THIS SHEET CONTAINS CONFIDENTIAL, PROPRIETARY INFORMATION OF QUINTON INSTR. CO. ANY PERSON ACCEPTING THIS SHEET AND/OR INFORMATION AGREES TO MAKE NO DISCLOSURE, USE OR DUPLICATION THEREOF EXCEPT AS AUTHORIZED IN WRITING BY QUINTON INSTR. CO. AND TO RETURN THIS SHEET ON REQUEST.
© 1999 QUINTON INSTRUMENT CO. ALL RIGHTS RESERVED.
SIZE D
MODEL TREDMIL
DWG NO. 035960
REV -
SCALE 1/1
SOURCE AUTOCAD
SHEET 3 OF 4

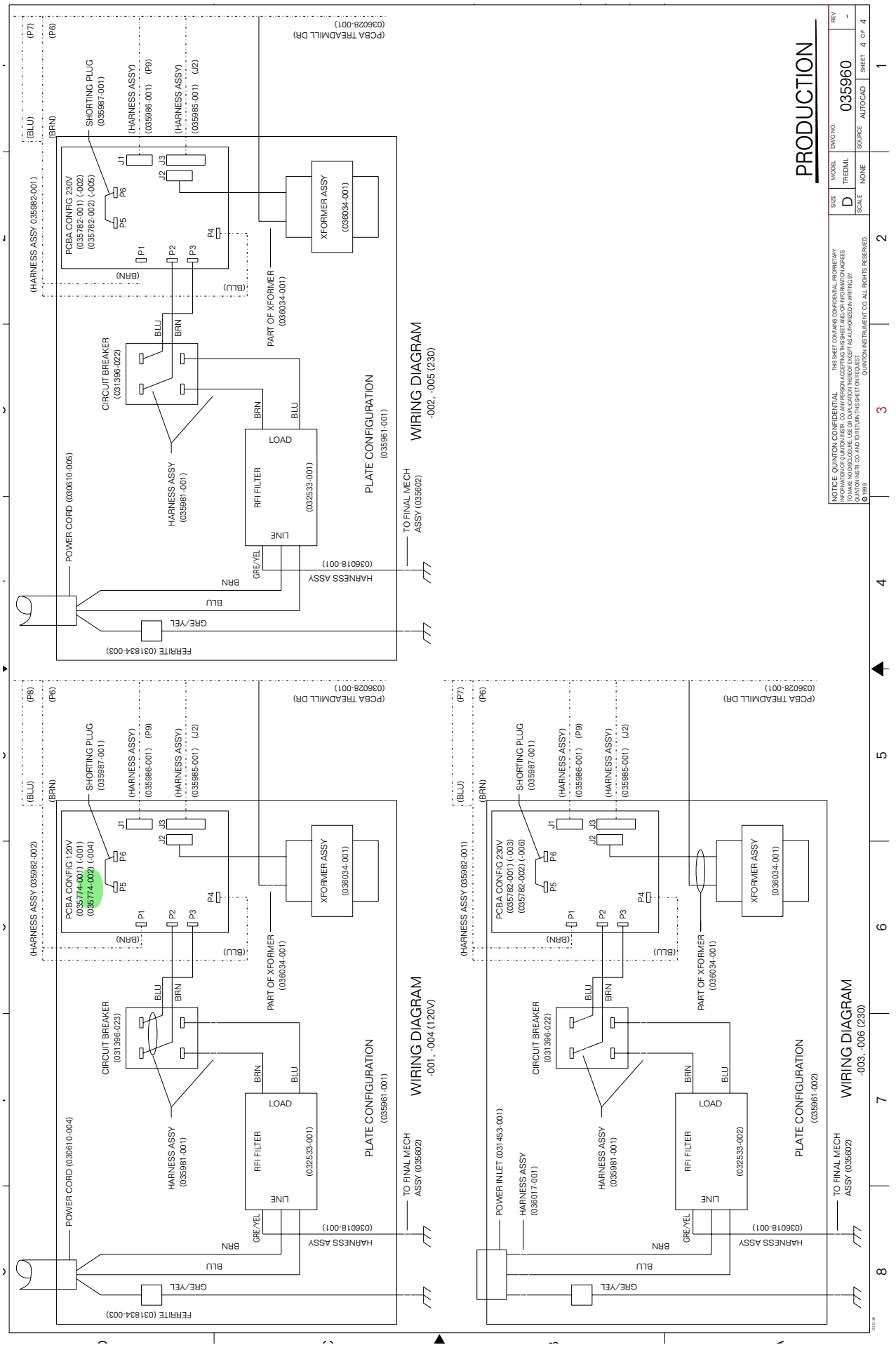
PRODUCTION
WIRING DIAGRAM
-002, -005 (230)
PLATE CONFIGURATION
(035961-001)
WIRING DIAGRAM
-001, -004 (120V)
PLATE CONFIGURATION
(035961-001)
WIRING DIAGRAM
-003, -006 (230)
PLATE CONFIGURATION
(035961-002)
PCBA CONFIG 230V
(035782-001) (-002)
(035782-002) (-005)
PCBA CONFIG 120V
(035774-001) (-001)
(035774-002) (-004)
PCBA CONFIG 230V
(035782-001) (-003)
(035782-002) (-006)
SHORTING PLUG
(035987-001)
(HARNESS ASSY)
(035986-001) (P9)
(HARNESS ASSY)
(035985-001) (J2)
(HARNESS ASSY 035982-001)
(HARNESS ASSY 035982-002)
(PCBA TREADMILL DR)
(036028-001)
XFORMER ASSY
(036034-001)
PART OF XFORMER
(036034-001)
CIRCUIT BREAKER
(031396-022)
CIRCUIT BREAKER
(031396-023)
HARNESS ASSY
(035981-001)
RFI FILTER
(032533-001)
(032533-002)
LOAD
LINE
POWER CORD (030610-005)
POWER CORD (030610-004)
POWER INLET (031453-001)
HARNESS ASSY
(036017-001)
HARNESS ASSY
(036018-001)
TO FINAL MECH
ASSY (035602)
FERRITE (031834-003)
GRE/YEL
BLU
BRN
(BLU)
(BRN)
(GRN)
(P1)
(P2)
(P3)
(P4)
(P5)
(P6)
(P7)
(P8)
(P9)
J1
J2
J3
NOTICE: QUINTON CONFIDENTIAL
THIS SHEET CONTAINS CONFIDENTIAL, PROPRIETARY INFORMATION OF QUINTON INSTR. CO. ANY PERSON ACCEPTING THIS SHEET AND/OR INFORMATION AGREES TO MAKE NO DISCLOSURE, USE OR DUPLICATION THEREOF EXCEPT AS AUTHORIZED IN WRITING BY QUINTON INSTR. CO. AND TO RETURN THIS SHEET ON REQUEST.
© 1999 QUINTON INSTRUMENT CO. ALL RIGHTS RESERVED.
SIZE D
MODEL TREDML
DWG NO. 035960
REV -
SCALE NONE
SOURCE AUTOCAD
SHEET 4 OF 4